


4.06 Identifying and Using Available Data in Race Equity Efforts

Alissa Parrish (she/her)


@ParrishAlissa

Manager, Homeless Services (ICF)



Communities in Action

A Collection of Community Case Studies



Joplin, Missouri

Total Population: 51,846

White: 84.6%

Black/African American: 3.6%

American Indian/Alaska Native: 1.5%

Asian: 2.2%

Native Hawaiian/Other Pacific Islander: 0.6%

Hispanic/Latin(o)(a)(x): 6.4%

White alone, not Hispanic/Latin(o)(a)(x): 81.4%



Joplin, Missouri

Data Set Used

- Coordinated Entry Prioritization List

Findings

- Vast range of VI-SPDAT scores that are then getting access to housing
- For households with a VI-SPDAT score of 10 or more, 70% were women

What's Next

- Publicly reporting on a monthly basis
- Issues brought to CoC Committee
- Understand context around questions the data brings about

Joplin, Missouri

of Persons
260 Persons

Days on List

Average Days on List 71 Days

Median Days on List 60 Days

Days between Start & Referral

Average Days between Project Start & Referral 18 Days

Median Days between Project Start & Referral 7 Days

Days between Referral & Exit

Average Days between Referral & Exit 53 Days

Median Days between Referral & Exit 49 Days

Length of Time Experiencing Homelessness

Average LOT Experiencing Homelessness 103 Days

Median LOT Experiencing Homelessness 79 Days

Age

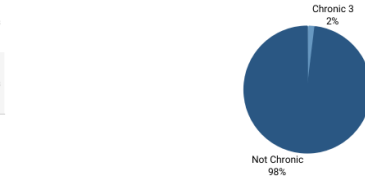
Average Age 36 Years

Median Age 37 Years

Race



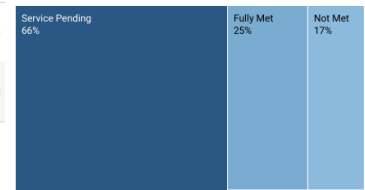
Chronic



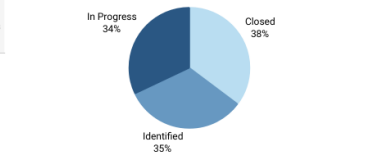
VISPDAT Type



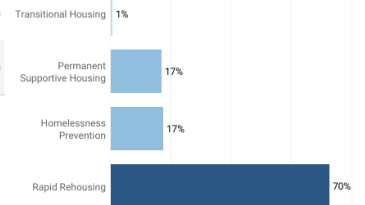
Need Outcome



Need Status




Referral Type



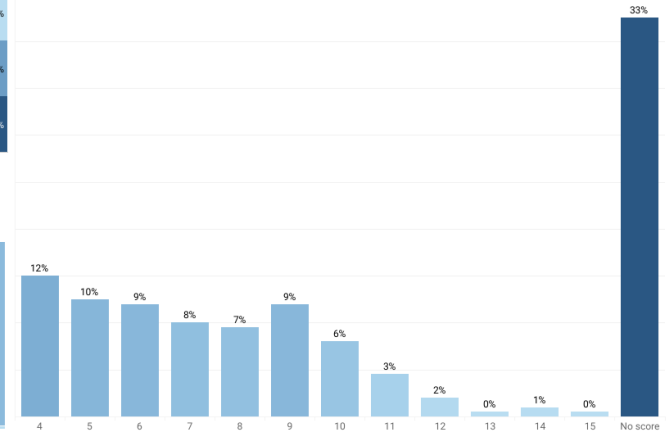
Gender



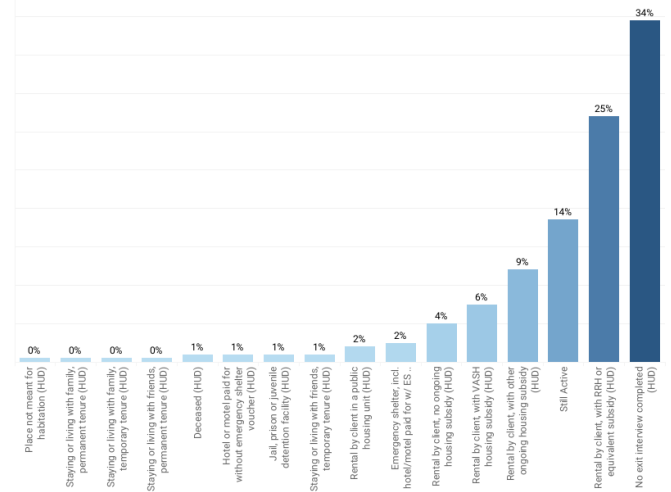
Ethnicity



VISPDAT Score



Destination



Boise, Idaho

Total Population: 237,446

White: 88.0%

Black/African American: 1.6%

American Indian/Alaska Native: 0.7%

Asian: 3.1%

Native Hawaiian/Other Pacific Islander: 0.2%

Hispanic/Latin(o)(a)(x): 9.0%

White alone, not Hispanic/Latin(o)(a)(x): 82.6%

<https://www.census.gov/quickfacts/fact/table/boisecitycityidaho>



Boise, Idaho

Data Sets Used

- Stella P, Locally-Created Data Dashboards, Racial Disparities Analysis

Findings

- Higher % of minority populations served in 2021 than 2020
- Higher % of minority populations served as families with children than individuals/adult only households
- Adult only households 55+ experiencing homelessness for much longer than the universal measure

What's Next

- Local group working to understand qualitative information and conduct work in “equity sprints”
- Make strategic changes to address inequities

Boise, Idaho

Equitable Outcomes What are you seeing in the data?

Higher percentage of minority populations in 2021 compared to 2020

higher minority population in family with children compared to individuals/adult only

I'm wondering if the exits and returns from PH may be impacted by relatively fewer HH from certain groups entering those programs in the first place.

Significantly higher avg days homelessness for Asian and returner groups.

55+ experiencing homelessness at a disproportionate rate (looking at avg days)

Multiple races - when using self report date of homelessness beginning, the avg. days homeless increases dramatically.

census vs homelessness data - establish idea that disparities exists so that is important; equitable access to resources from CE

0% black adult only households in RRH.

Black, hispanic households - small n (only 3 HH), but very disproportionate rates of homelessness.

Southern Nevada (Clark County)

Total Population: 2,292,476

White: 68.0%

Black/African American: 13.6%

American Indian/Alaska Native: 1.3%

Asian: 10.9%

Native Hawaiian/Other Pacific Islander: 1.0%

Hispanic/Latin(o)(a)(x): 32.3%

White alone, not Hispanic/Latin(o)(a)(x): 39.7%

<https://www.census.gov/quickfacts/fact/table/clarkcountynevada>



Southern Nevada

Data Sets Used

- ALL OF THEM 😊
- Included qualitative survey to understand identities of intake workers

Findings

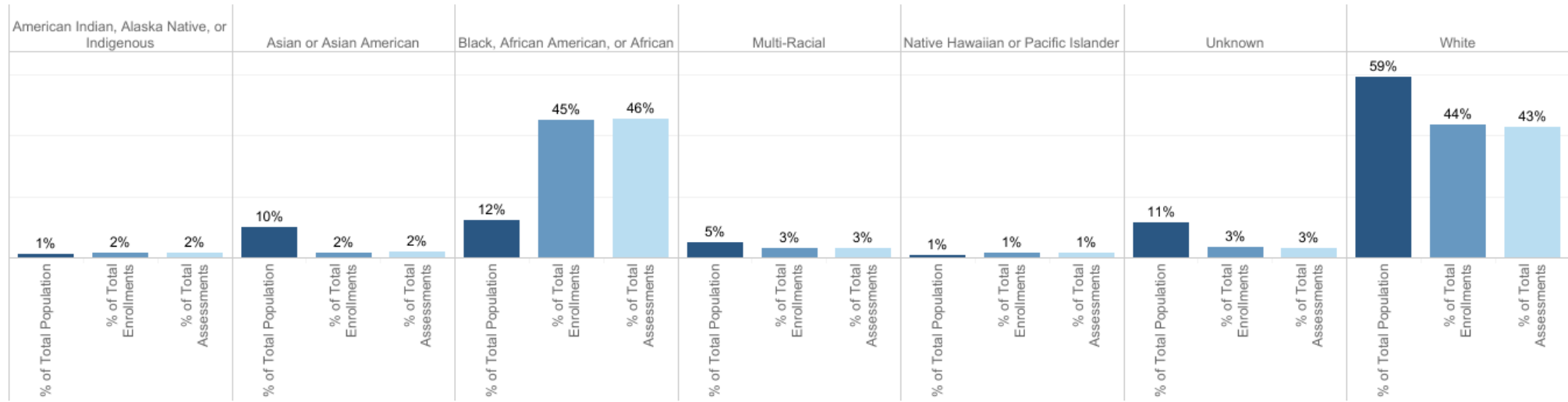
- Several things to review with the biggest issue being that people of color are significantly under-referred to and housed with PSH

What's Next

- Building out a curriculum for a racial equity strategy that will kick off in August/September

Southern Nevada

% of Census Data, Project Enrollment Data, and Coordinated Entry Assessment Data by Race (all clients)



Housing Type by Race (all clients)

Project Type by Race (all clients)

Race	Housing Type by Race (all clients)				Project Type by Race (all clients)														
	PH - Rapid Re-Housing	PH - Housing Only	PH - Housing with Services (no disability required for entry)	PH - Permanent Supportive Housing (disability required for entry)	PH - Rapid Re-Housing	PH - Housing Only	PH - Housing with Services (no disability required for entry)	PH - Permanent Supportive Housing (disability required for entry)	PH - Rapid Re-Housing	PH - Housing Only	PH - Housing with Services (no disability required for entry)	PH - Permanent Supportive Housing (disability required for entry)	Coordinated Entry	Emergency Shelter	Street Outreach	Transitional Housing	Homelessness Prevention	Services Only	Other
American Indian, Alaska Native, or Indigenous		2%	1%	1%	1%	1%			1%	1%		2%	2%	2%	2%	2%	1%	1%	2%
Asian or Asian American		2%	0%	0%					1%	0%		2%	2%	2%	2%	2%	2%	3%	2%
Black, African American, or African		47%	46%	43%	41%				48%	42%	40%	36%	48%	42%	41%	42%	52%	54%	40%
Missing Information		1%	8%	4%	1%				2%	8%	3%	2%	5%	5%	3%	2%	13%	10%	6%
Multi-Racial		3%	2%	4%	1%				5%	3%	3%	2%	4%	3%	3%	4%	2%	6%	3%
Native Hawaiian or Pacific Islander		1%	2%	1%					1%	1%		2%	1%	1%	1%	3%	2%	2%	1%
White		44%	40%	50%	53%				41%	46%	53%	54%	39%	45%	49%	47%	29%	26%	45%

What Questions/What Data?

Different data sets

No single data set tells us everything

What are the questions?

Different data sets may have the answer(s)

How are you incorporating qualitative information?

Let's Talk It Out!

PIT Count

HIC

Stella P (LSA)

CE PL/BNL

SPMs

VSP Data

System Mapping

System
Modeling

APRs, CAPERs,
other Project-
Level Reports

Non-Homeless
Data

Qualitative Data

Questions?



Thank You!

Alissa Parrish

ICF

She/her/hers

Alissa.parrish@icf.com

