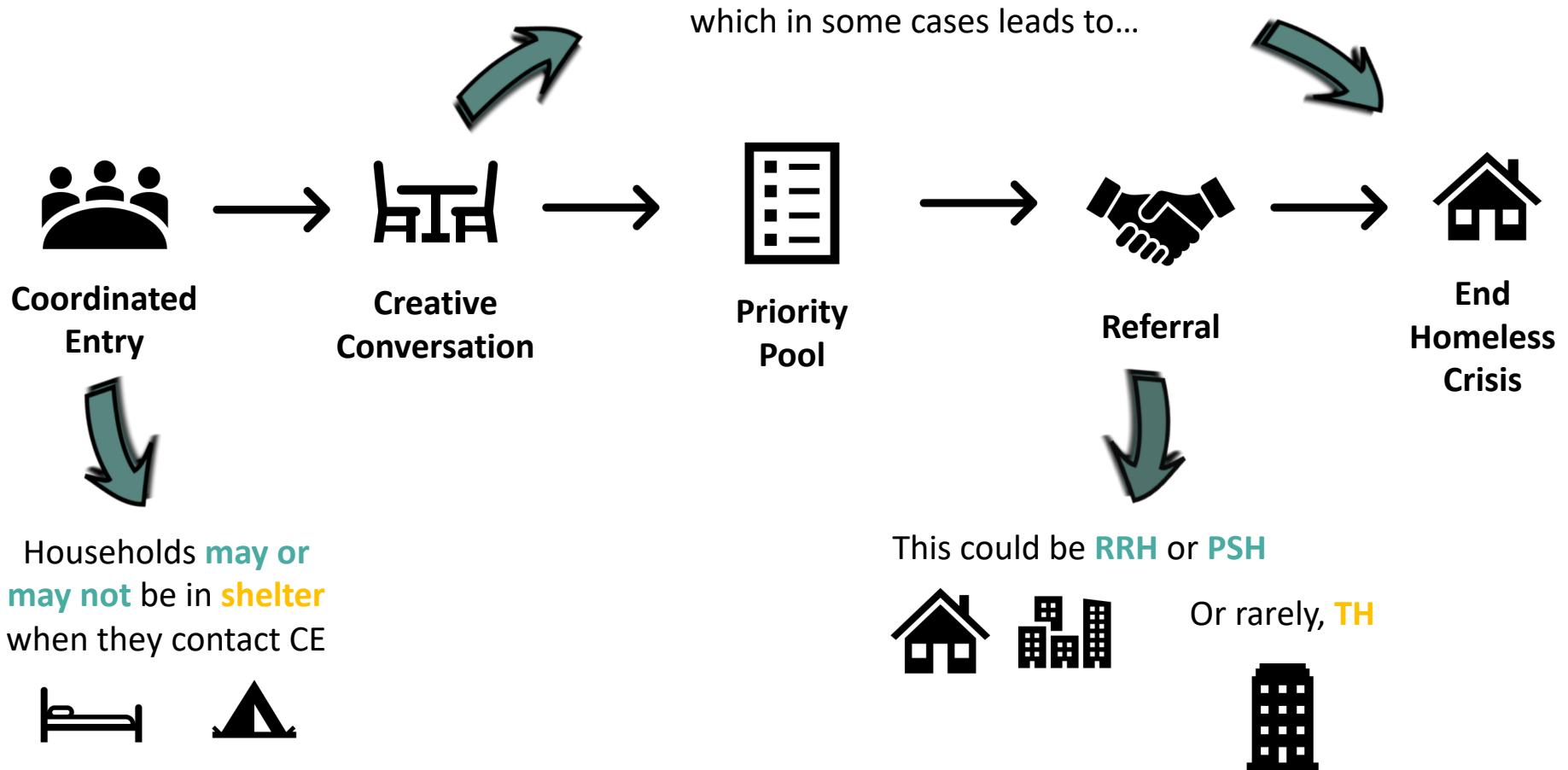


CE Assessment Tool

PIERCE COUNTY, WA

JEFF RODGERS, SUPERVISOR


An Overview of Pierce County



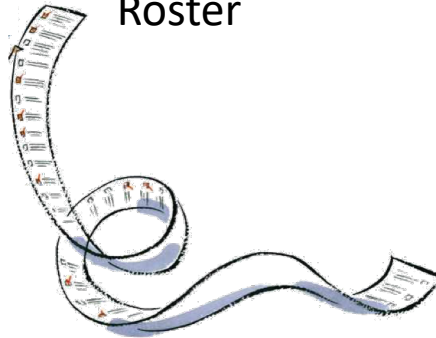
Where Did We Start?

OLD:


Client is assessed



Client is put on Placement Roster







When a vacancy opens, one lucky eligible household gets the call



- **Assessment:** bio-psych-social = **not very useful for referrals, re-traumatizing**
- **Prioritization:** first in → first out = **very few vulnerable HH served**
- **Wait List:** **very long wait, unrealistic expectations**
- **Referrals:** program had discretion to accept = **screen out hard-to-serve**

What Did We Do?

- Learned from our data 
- Implemented Creative Conversations 
- Required participation & acceptance of CE referrals as a condition of funding 
- Started prioritizing 

Lessons Learned

- Creative Conversations and Prioritization work together hand-in-hand
- Providing space for meaningful community input results in better buy-in
- Unless your community has right-sized resources, you will still have challenges...they will just look different
- All data is BAD (Best Available Data) – so use it!
- Change is messy and it's never perfect: don't let that stop you