

How To Quickly Ramp Up Shelter

Thursday Feb 21st, 2019
2:00-3:15

Jonathan Chi, MSW
Special Projects Manager

Los Angeles Homeless Services
Authority



LAHSA

LOS ANGELES
HOMELESS
SERVICES
AUTHORITY

Agenda Overview

- **Introduction to Los Angeles Homeless Services Authority**
- **A Bridge Home**
 - Driving Factors**
 - System Coordination and Design**
 - Approaching NIMBYism**

Introduction to LAHSA

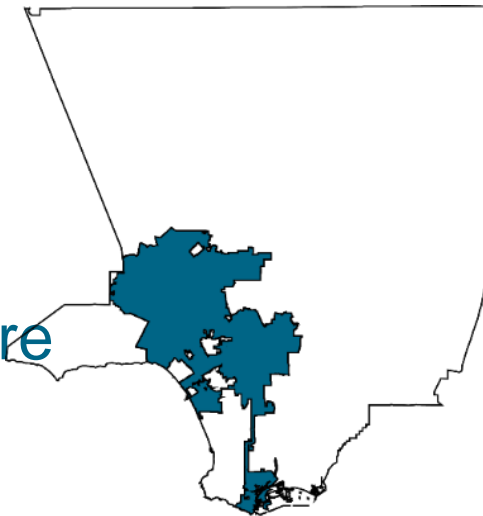
- Lead for the Los Angeles Continuum of Care
- To support, create, and sustain solutions to homelessness in Los Angeles County by providing leadership, advocacy, planning, and management of program funding.
- Administers over 400 Million dollars every year with the addition of Measure H and HHH.
- Administers the Homeless Point in Time Count

Introduction to Special Projects

- Project Manager team of 3
- Focus on various external projects
- Supports: A Bridge Home
 - Safe Parking Programs
 - Hygiene Programs
 - Storage Programs
 - ADA related projects

Driving Factors for A Bridge Home

- Data
- The Public Perspective
- Political Will
- Human Dignity
- Research
- Strong Outreach Desire

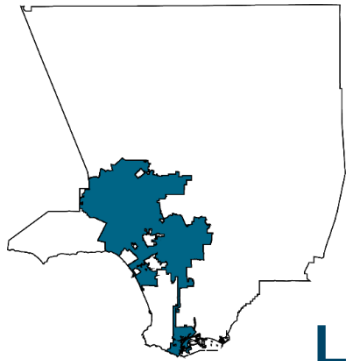


Greater Los Angeles Homeless Count

2018 Greater Los Angeles Homeless Count - Data Summary Los Angeles County ¹						
	Sheltered	Unsheltered	Total	Prevalence of Homeless Pop. (%)	Percent Change 2017 - 2018	Significant Difference 2017 - 2018 ²
All Persons	13,369	39,390	52,760	100%	4%	Yes
Household Composition						
Individuals (Household/Non-household)	6,839	17,606	44,435	84%	-5%	Yes
Chronically Homeless	893	13,829	14,722	28%	13%	Yes
Veterans	1,049	2,344	3,393	6%	-26%	Yes
Unaccompanied Minors (under 18)	35	78	113	0.2%	-50%	No
Family Members (Household units)	6,349	1,765	8,114	15%	-2%	No
Children in Families (under 18)	3,845	967	4,812	9%	-1%	No
Chronically Homeless	37	436	473	0.9%	-5%	No
Veterans	25	69	94	0.2%	+88%	Yes
Veterans						
All Veterans	1,074	2,313	3,387	6%	-19%	Yes
Chronically Homeless Veterans	37	1,464	1,501	3%	-28%	Yes
Gender						
Male	7,848	19,088	26,936	51%	-5%	Yes
Female	5,521	19,302	24,823	47%	-5%	No
Transgender	119	813	932	2%	+540%	Yes
Gender not conforming	11	369	380	0.7%	+25%	No
Age						
Under 18	3,879	995	4,874	9%	-2%	No
18 - 24	1,211	3,271	4,482	9%	-7%	No
25 and Over	7,869	35,824	43,693	83%	4%	Yes
Chronically Homeless						
Individuals (Household in Family units)	882	12,672	13,554	26%	19%	Yes
Family Members (Household in Family units)	37	436	473	1%	-5%	No
Total Chronically Homeless Persons	919	13,108	14,027	27%	18%	Yes
Health and Disability						
Health/Disability Indicator³						
Substance Use Disorder	303	6,855	7,158	14%	+2%	Yes
MHI/ADL	302	438	740	1%	-37%	Yes
Severe Mental Illness	1,263	13,395	14,658	28%	17%	Yes
Domestic/Intimate Partner Violence						
Domestic/Intimate Partner Violence						
Homeless Due to Partner/Intimate Partner Violence	413	2,655	3,070	6%	N/A ⁴	N/A ⁴

¹ The Los Angeles County Data Summary includes Long Beach, Pomona, and Glendale.
² Significance tested at the 95% confidence interval.
³ Health/Disability indicators are not mutually exclusive in person; they may report more than one. Numbers will not add up to 100%.
⁴ No data available to compare from 2017.
 Prepared by the Los Angeles Homeless Services Authority (May 2018).
 Data from 2018 Greater Los Angeles Public Homeless Count conducted in January 2018. Visit <http://www.lahsa.org/homeless-count/> to view and download data.

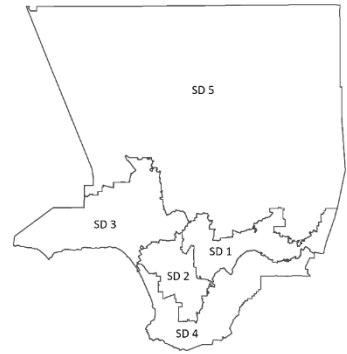
PEOPLE EXPERIENCING HOMELESSNESS



**City of
Los Angeles**

31,285

6% Decrease



**County of
Los Angeles**

52,765

4% Decrease

The LA CoC total number was 49,955, a 5% decrease from 2017. The LA CoC is Los Angeles County excluding Glendale, Pasadena, & Long Beach CoCs. 4



Homelessness remains visible on our streets

- 3 out of 4 people remain unsheltered



39,396
(75%) Unsheltered



The number of

- Vehicles
- Tents
- Makeshift shelters

increased 5%*
from last year and
32%* since 2016



13,369
(25%) Sheltered



Current Strategies:

- ✓ Doubled the amount of outreach workers to 500
- ✓ Implemented a holistic outreach strategy

LA's Plan Moving Forward:


- Launching Centralized Outreach Referral Portal
- Adding more outreach workers
- Adding 3,250 interim housing units
- Expanding use of technology and data

*LA CoC excludes Glendale, Pasadena, and Long Beach CoCs



A Bridge Home

- *Modular/Tension/Membrane temporary Shelters*
- *El Puente 30-men 15-women / Hygiene trailers, case management*



A Bridge Home

- April 2018, Mayor Garcetti and City Council declared an **Emergency Shelter Crisis**.
- May 2018, Mayor Garcetti signed an Executive Directive requiring City Departments to fast track bridge housing
- Structures can be built in as little as 32 weeks.
- CHAPTER 7.8. Shelter Crisis Law
- Joint funding partnership between the County and City

System Collaboration

- Multi-faceted approach from site development to program start. (LAHSA, City Departments, Mayors Office, Council Districts, County departments, Service Providers...)
- Regular meetings
 - Siting lot locations
 - Feasibility Studies
 - Design, Engineers, Vendors, Construction,
 - Provider service model, input and system integration
 - Funding, procurement, contracting
 - Coordinated Outreach strategies
- Strong leadership on all fronts



Los Angeles

HOMELESS SERVICES AUTHORITY

Working Together to End Homelessness in Los Angeles

A Bridge Home Housing

- Crisis and Case management and Mental Health/Health supports.
- Assessment and program connection to housing programs
- House up to 45 -150 participants depending on Lot size.
- Congregate sites can support individuals, couples, adults and youth.
- A hybrid between an outreach focused referral and first come first serve model.
- Encampment targets and connection to A Bridge Home

- Bridge Housing
 - Trauma informed principles
 - ADA accessibility
 - Harm Reduction and Low Barrier model
 - Amnesty Boxes
 - No criteria for entrance
 - Assessed for safety
 - Lot size and shape
 - Incorporates: Pets
 - Hygiene : Showers and Bathrooms
 - Dining : 3 meals (2 hot)
 - Storage: Additional storage

Managing NIMBYism

- Early community engagement is CORE
- Open House VS Town Hall
- Incorporating all partners and various leadership (council district representatives...)
- Ensuring clear and accurate data and correcting mis-information.
- Have more than one.
- Preparation
- Monitor Media

Questions?

Jonathan Chi
213-797-4567
jchi@lahsa.org

